



归创通桥
ZYLOX-TONBRIDGE



2022 Interim Results Presentation

AUGUST 2022

Disclaimer

This presentation has been delivered to interested parties for information purposes only and upon the express understanding that such parties will use it only for the purposes set forth above, and it is not intended to form the basis of any investment decision or any decision to purchase securities of Zylox-Tonbridge Medical Technology Co., Ltd. (the "Company").

This presentation does not constitute or contain an offer or invitation to sell, or any solicitation of any offer to subscribe for or purchase any securities in any jurisdiction in which the making of such offer, solicitation or sale would be unlawful prior to registration or qualification under the securities laws of such jurisdiction or would not otherwise be in compliance with the laws and regulations of such jurisdiction, and neither this presentation nor anything contained herein shall form the basis of, or be relied upon in connection with, any contract or commitment whatsoever. Securities may not be offered or sold in the United States absent registration or an available exemption from registration under the U.S. Securities Act of 1933, as amended (the "U.S. Securities Act"). All the information in this presentation has been provided by the Company and has not been independently verified by its advisers or any of their respective affiliates or associates (collectively, "advisers"). No representation, warranty or undertaking, express or implied, is or will be made in or in relation to, and no responsibility or liability is or will be accepted by the Company or any of its subsidiaries or by its advisers or representatives as to the fairness, accuracy, completeness or correctness of, this presentation or any other written or oral information made available to any interested party or its advisers and any liability therefore is hereby expressly disclaimed.

This presentation is not intended to provide the basis for evaluating, and should not be considered a recommendation with respect to, any transaction or other matter. Any analyses included herein are not and do not purport to be appraisals of the assets or business of the Company or any of its subsidiaries or affiliates. Nothing in this presentation should be construed as regulatory, valuation, legal, tax, accounting or investment advice. Before you enter into any transaction, you should ensure that you will be responsible for conducting your own due diligence investigation with respect to the Company and fully understand the potential risks and rewards of that transaction and you should consult with such advisers as you deem necessary to assist you in making these determinations, including, but not limited to, your accountants, investment advisors and legal and/or tax experts. Any decision to purchase securities of the Company in any public or private offering should be made solely on the basis of the prospectus and/or international offering circular to be prepared by the Company in relation to any such contemplated offering together with any supplementary pricing information. This presentation contains no information or material which may result in it being deemed (1) to be a prospectus within the meaning of section 2(1) Companies (Winding Up and Miscellaneous Provisions) Ordinance (Chapter 32 of the Laws of Hong Kong) (the "Companies Ordinance"), or an advertisement in relation to a prospectus or proposed prospectus or extract from or abridged version of a prospectus within the meaning of section 38B of the Companies Ordinance or an advertisement, invitation or document containing an advertisement or invitation falling within the meaning of section 103 of the Securities and Futures Ordinance (Chapter 571 of the Laws of Hong Kong) (the "Securities and Futures Ordinance") or (2) in Hong Kong to have effected an offer to the public without compliance with the laws of Hong Kong or being able to invoke any exemption available under the laws of Hong Kong, and is subject to material change without notice.

The information communicated in this presentation contains certain statements that are or may be forward looking. These statements typically contain words such as "will", "expects", "believes" and "anticipates" and words of similar import. By their nature, forward looking statements involve risk and uncertainty because they relate to events and depend on circumstances that will occur in the future. There may be additional material risks that are currently not considered to be material or of which the Company and its advisers or representatives are unaware. These forward looking statements are not a guarantee of future performance. Against the background of these uncertainties, no representation or warranty is given as to the achievement or reasonableness of, and no reliance should be placed on these forward-looking statements. The Company assumes no responsibility to update forward-looking statements or to adapt them to future events or developments.

This presentation is confidential and must not be copied, reproduced, distributed or passed (in whole or in part) to any other person at any time without the prior written consent of the Company or its advisers.

By accepting this presentation, the recipient has agreed, upon request, to return promptly all material received from the Company or its advisers (including this presentation) without retaining any copies. In furnishing this presentation, the Company and its advisers or representatives undertake no obligation to provide the recipient with access to any additional information or to update this presentation or to correct any inaccuracies therein which may become apparent.

By reading and attending this presentation, you agree to be bound by the foregoing restrictions, and you shall be deemed to have represented to us that you (and any customers you represent) are either (a) a qualified institutional buyer (as defined in Rule 144A under the U.S. Securities Act) or (b) outside the United States (within the meaning of Regulation S under the U.S. Securities Act). You also represent that you (and any customers you represent) are "professional investors" described in Part I of Schedule 1 to the Securities and Futures Ordinance and any subsidiary legislation thereunder (including but not limited to the Securities and Futures (Professional Investor) Rules (Chapter 571D of the Laws of Hong Kong)).

The distribution of this presentation in any jurisdiction may be restricted by law and persons in possession of this presentation should inform themselves about, and observe, any such restrictions. Any failure to comply with these restrictions may constitute a violation of the laws of any such jurisdiction.

Any prospective purchaser interested in buying securities of or evaluating the Company is recommended to seek its own independent legal, tax, financial and other professional advice.

Agenda

1

Business Highlights



2

Product and Business Updates



3


Financial Updates



4

Summary





SECTION 1

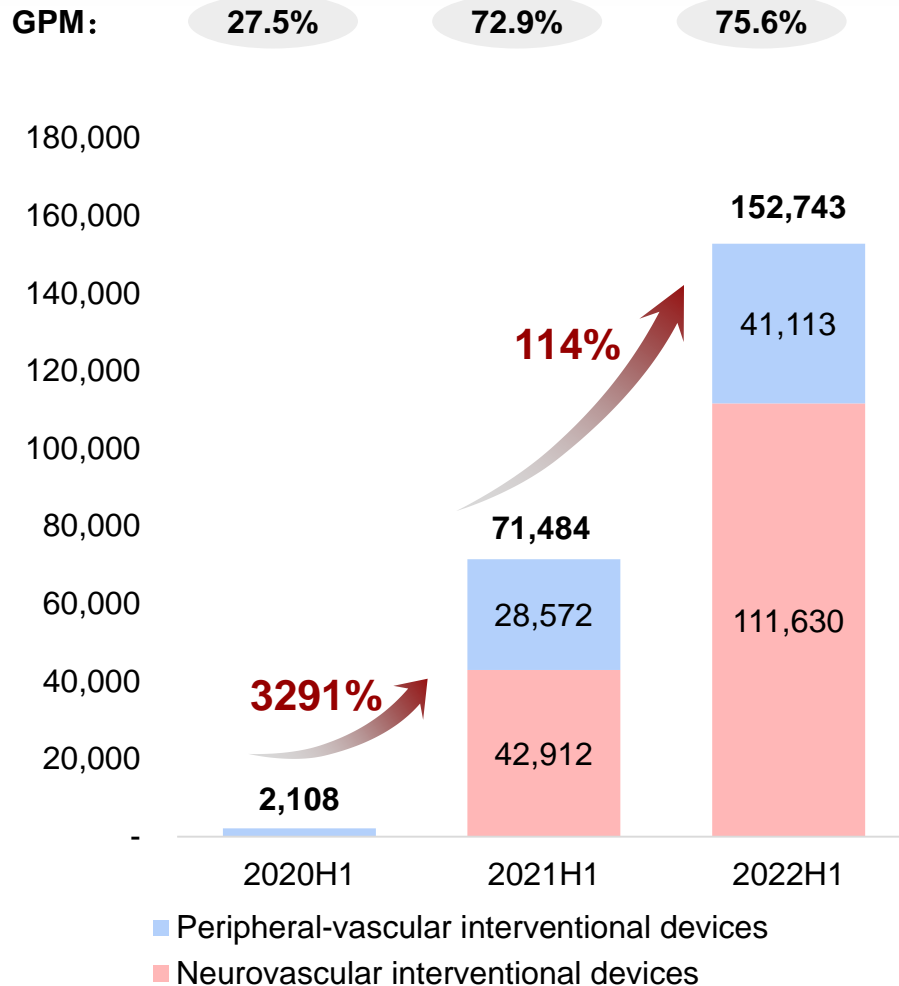


Business Highlights

Commercialization of High-quality Products Triggered Rapid Revenue Growth

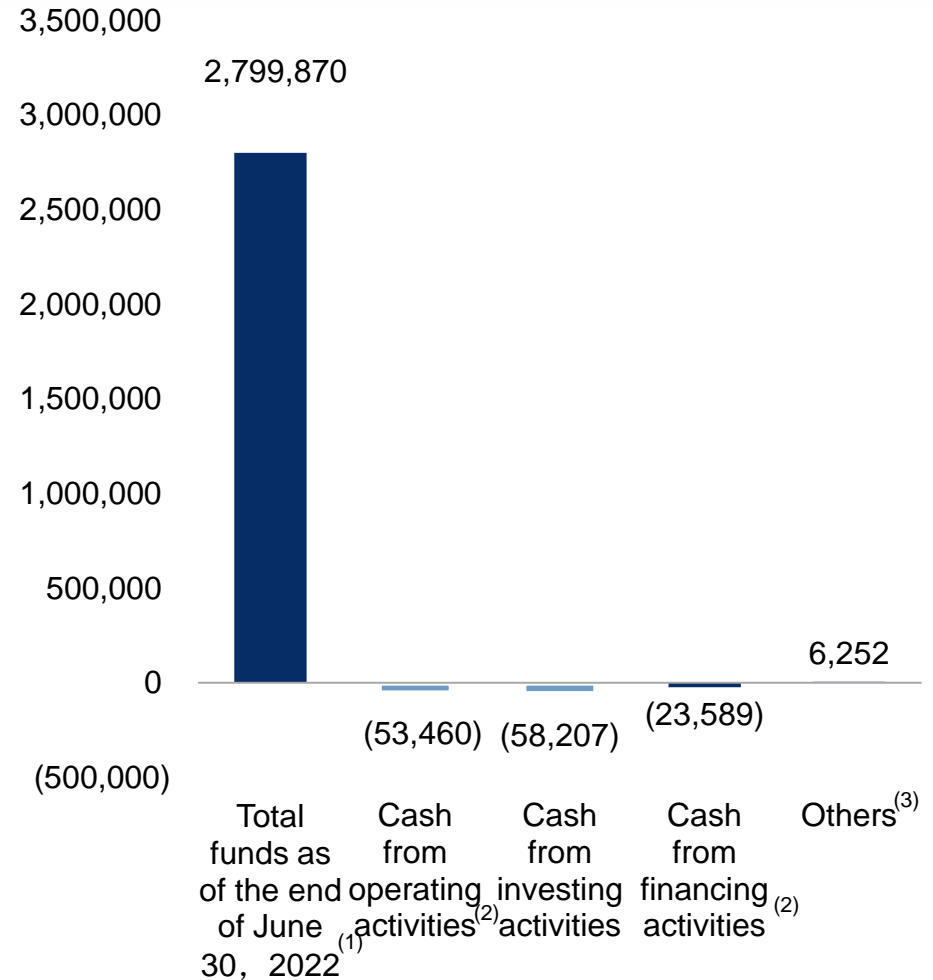
Rapid Revenue Growth in 2022 H1

(RMB in thousands)



Sufficient Funds and Efficient Operations

(RMB in thousands)

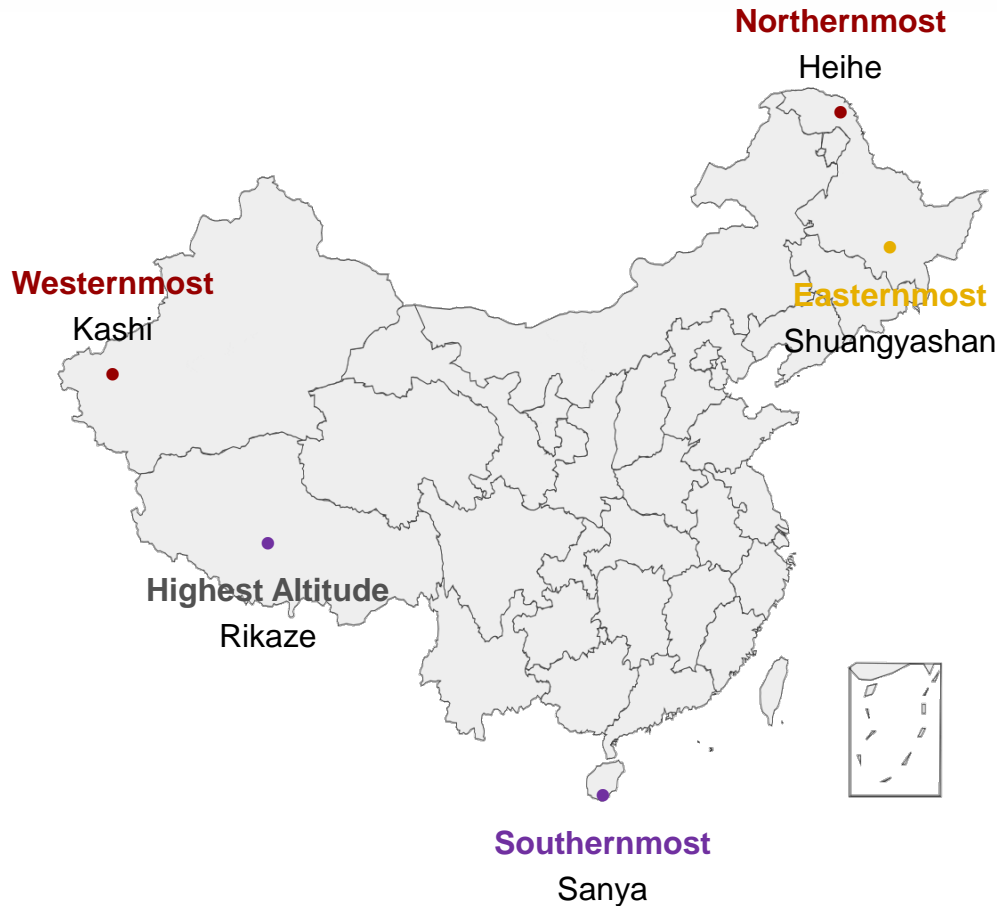


Notes:

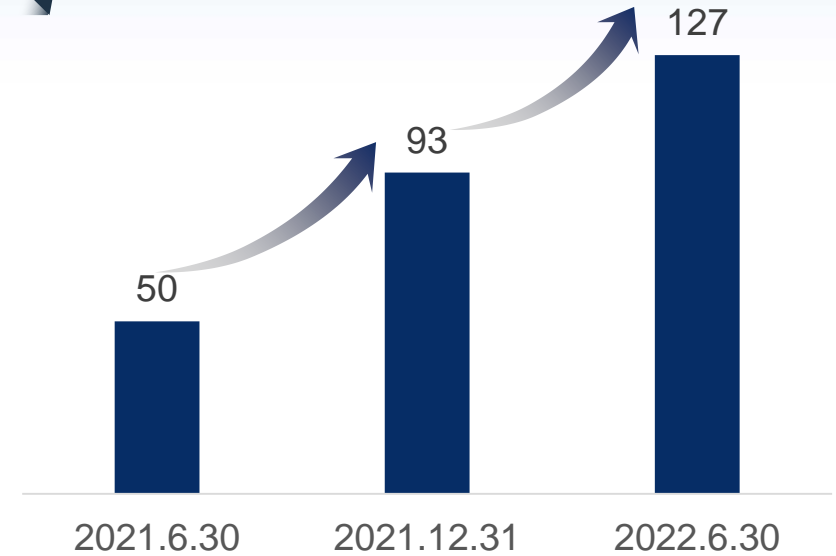
1. Total funds at the end of the period include cash and cash equivalents, term deposits and financial assets at fair value through profit or loss
2. We reversed cash flows from financing activities by the amount of principal and interest related to lease payments, and increased the operating cash flows by the same amount.
3. Others referring to exchange gains on cash and cash equivalents

Continue to increase penetration through strong sales and distribution network

Extensive Sales Network



Steady Expansion of the Sales & Marketing Team Supports the Rapid Development



110+ professional sales and marketing team

Network covering 2300+ hospitals across 31 provinces

Notes:


1、 Not including marketing admissions team

Efficient R&D Lays a Solid Foundation for Continuous Growth

R&D Progress as of August 15, 2022

Products in China	Development Status			
	Design	Type testing	Clinical	Approval
<u>1</u> Carotid Rx PTA Balloon Catheter (Rx)	Approved in March 2022			
<u>2</u> PTA Balloon Catheter Large Diameter	Approved in April 2022			
<u>3</u> Endovenous Radiofrequency Ablation (RFA) Catheter	Approved in August 2022			
<u>4</u> Peripheral Venous Stent System	12-Month Follow-up Completed			
<u>5</u> Flow Diverter	Patient enrollment completed			
<u>6</u> Intracranial Drug Coated Balloon Catheter	Patient enrollment completed			
<u>7</u> Peripheral Detachable Embolization Coils	Patient enrollment completed			

R&D Pipelines Progressed Efficiently



Carotid Rx PTA Balloon Catheter (Rx)



Endovenous Radiofrequency Ablation (RFA) Catheter



Flow Diverter



Peripheral Venous Stent System



Intracranial Drug Coated Balloon Catheter



Peripheral Detachable Embolization Coils

In-house R&D Technology Platforms Solidify the Competitive Advantages

Expertise in fundamental technology know-how cross different disciplines enables rapid prototyping and expedites the transformation of prototypes to ready-to-commercialize products with consistent high quality and efficiency

Balloon Forming and Manufacturing

Complete balloon molding, laser welding, pleating/folding & final assembly lines



Product	Status
Ultrafree® Drug Coated PTA Balloon Catheter	Launched
PTA Balloon Catheter	Launched
PTA Balloon Catheter Large Diameter	Launched
Intracranial PTA Balloon Catheter (Rx)	Launched
Carotid Rx PTA Balloon Catheter	Launched
Other related products are in various R&D stages, including registration, clinical, type testing	

Stent Forming and Processing

Ability to process stents in the whole process from precision laser cutting, heat treatment setting, physical surface treatment, to electrochemical polishing and passivation, as well as corresponding stent testing capabilities



Product	Status
Retrievable Inferior Vena Cava Filter	Registrational, expect to launch in 2022
Peripheral Venous Stent System	12-month follow-up completed, expect to launch in 2023
Multi-spots Stent System	Clinical, expect to launch in 2024

In-house R&D Technology Platforms Solidify the Competitive Advantages (Con'd)


Expertise in fundamental technology know-how cross different disciplines enables rapid prototyping and expedites the transformation of prototypes to ready-to-commercialize products with consistent high quality and efficiency

Catheter Forming and Manufacturing



- Coil winding, mesh-braiding, thermal-molding, marker-band placing technologies;
- Can produce single-lumen tubes, multi-lumen tubes, braided reinforced tubes, multi-layer composite tubes, special material tubes and other multi-functional tubes.

Braiding & Coiling Catheter Development and Manufacturing



- Multi-ratio and varied-density braiding and coiling technology;
- Can develop various microcatheters, guiding catheters, sheaths, peripheral aspiration catheters, etc.



SECTION 2



Product and Business Updates

Robust R&D Pipelines Bolster the Long-term Growth



Expect to launch **55** products in total domestically in the upcoming 4 years

26




Neurovascular
Interventional Products

27

Peripheral-vascular
Interventional Products

2

Vascular Closure
Devices

Category	As of August 15, 2022	Before the end of 2022	2023	2024	2025
	17 approved products	+ 6 products	13 products	12 products	7 products
 <p>Neurovascular</p>	<p>10 Approved</p> <p>Including Thrombite Clot Retriever Device, Intracranial Support Catheter, Balloon Guiding Catheter and Neurovascular Embolization Coils</p>	<p>2</p> <p>Including Aspiration Catheter, Neurovascular Guidewire</p>	<p>8</p> <p>Including Second Generation Thrombite® CRD, Second Generation Neurovascular Embolization Coils and Embolic Protection System</p>	<p>3</p> <p>Including Flow Diverter and Intracranial Drug Coated Balloon Catheter</p>	<p>3</p> <p>Including Stent for Stent Assisted Coiling and Carotid Stent</p>
 <p>Peripheral-vascular</p>	<p>7 Approved</p> <p>Including Drug Coated Balloon Catheter, PTA Balloon Catheter, High Pressure PTA Balloon Catheter, Endovascular RFA Catheter and Endovascular Snare</p>	<p>4</p> <p>Including Second Generation Drug Coated Balloon Catheter, Retrievable Inferior Vena Cava Filter</p>	<p>4</p> <p>Including Peripheral Venous Stent System and TIPS Access Set</p>	<p>8</p> <p>Including Drug Coated PTA Balloon Catheter-AV Fistula, Drug Coated PTA Balloon Catheter-BTK, and Multi-spot Stent System</p>	<p>4</p> <p>Including Peripheral Drug-Eluting Stent System and Thoracic Aorta Stent Graft System</p>
 <p>Vascular Closure Devices</p>			<p>1</p> <p>Suture-mediated Closure System</p>	<p>1</p> <p>Vascular Closure System</p>	

Products Update - Neurovascular Interventional Portfolio



Diseases

Intracranial Ischemic Stroke

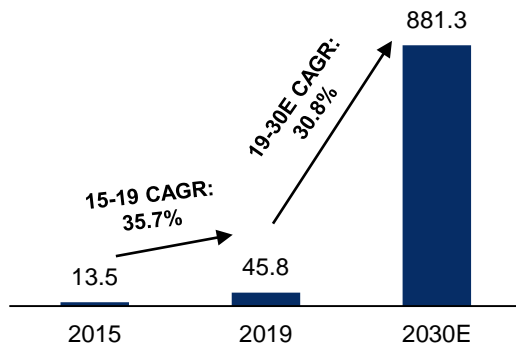
Intracranial Hemorrhagic Stroke

Intracranial Stenosis

Industry overview (1)

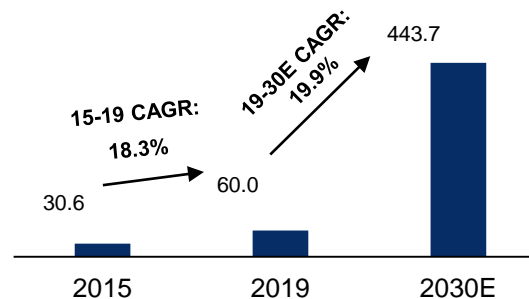
Volume of Ischemic Stroke Treatment Procedures in China

Unit: Thousand



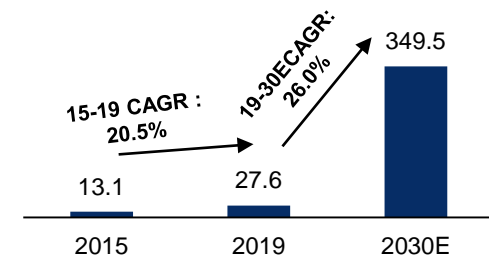
Volume of Intracranial Aneurysms Intervention Procedures in China

Unit: Thousand



Volume of Intracranial Stenosis Intervention Procedures in China

Unit: Thousand



Key Products

- Thrombite® CRD / Approved by NMPA in Sep 2020
- Balloon Guiding Catheter / Approved by NMPA in June 2021
- Second Generation Thrombite® CRD / 2023
- Aspiration Catheter / 2022
- Aspiration Pump System / 2023

- Neurovascular Embolization Coils / Approved by NMPA in Sep 2021
- Second Generation Neurovascular Embolization Coils / 2023
- Microcatheter for Coiling / Approved by NMPA in Dec 2021
- Microcatheter for Flow Diverter / 2023
- Flow Diverter / 2024
- SAC / 2025

- Intracranial Balloon Catheter (Rx) / Approved by NMPA in Mar 2021
- Intracranial balloon catheter(OTW) / 2023
- Microcatheter for Intracranial Stent / 2023
- Intracranial Drug Coated Balloon Catheter / 2024
- Intracranial Stent System / 2025

Notes:

1. Source: NBSC, NHFPC, Frost & Sullivan Analytics

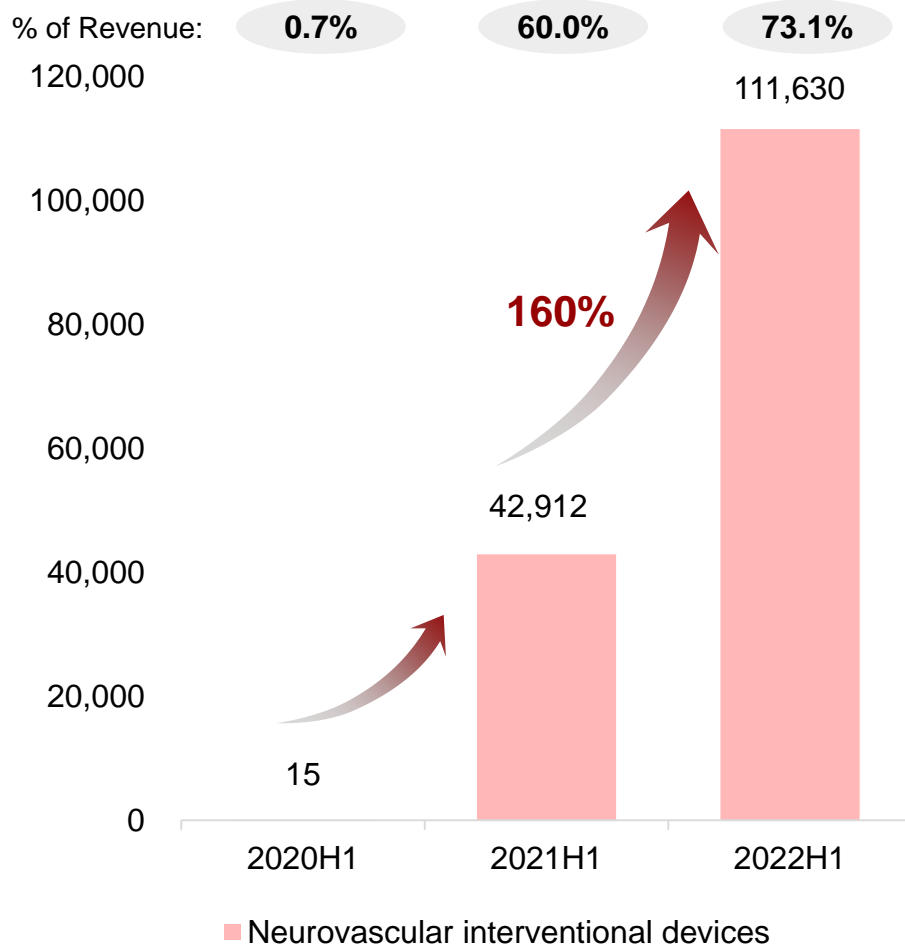


Neurovascular - Rapid Revenue Growth

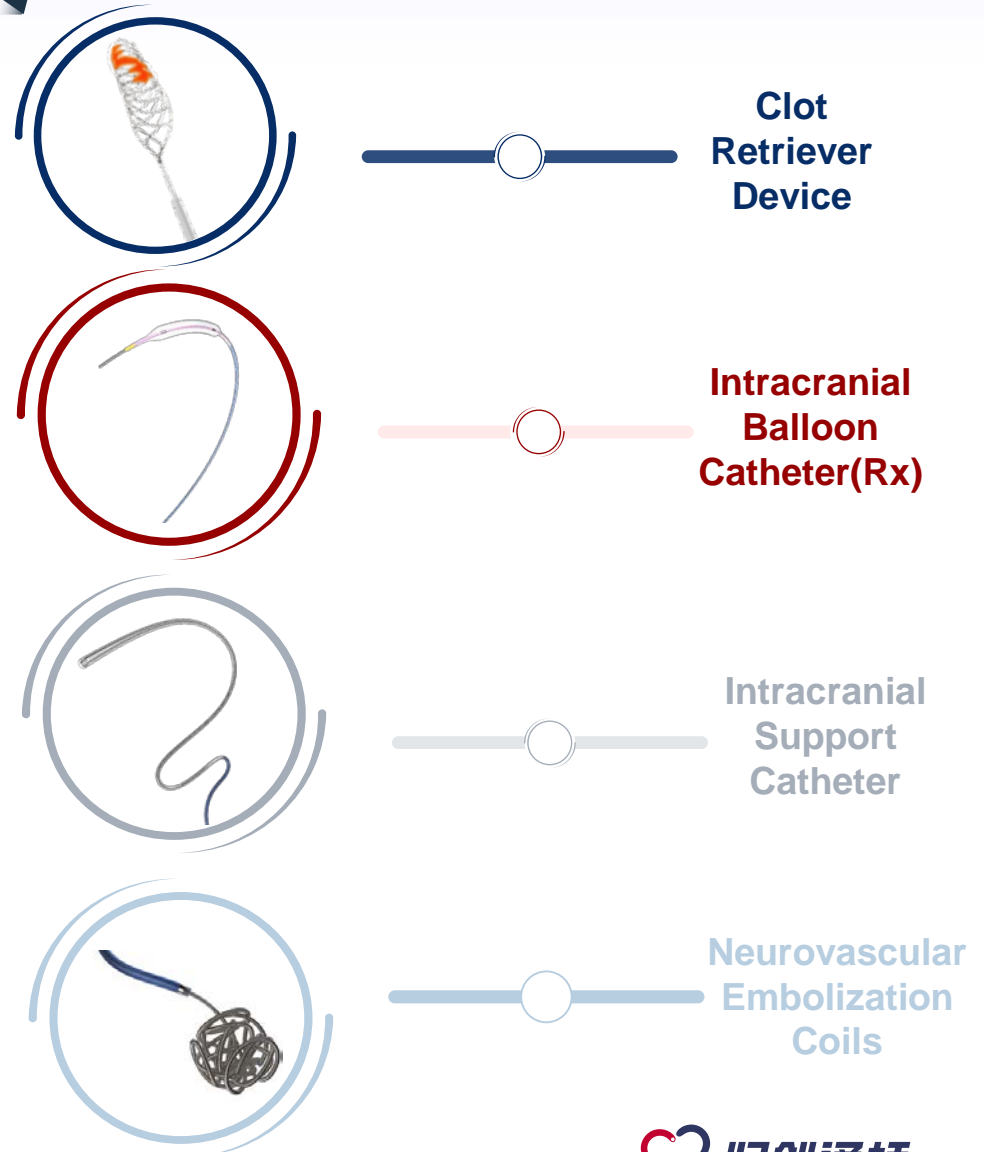


Revenue of Neurovascular Products

((RMB in thousands))



Top Products by Sales



Professional Academic Marketing Strategy – Neurovascular Interventional Portfolio

Online – Highly Frequent and Deep Communication with KOLs



医院	医生	病例时间	病例题目
皖南医学院弋矶山医院	李真保、张勇	2022.4.1	通桥凤®弹簧圈栓塞治疗颈内动脉前壁动脉瘤一例
淮北市总工会	马新安	2022.4.2	后循环逃逸栓子小支架取栓一例
海宁市人民医院	任周明	2022.4.4	颈动脉夹层闭塞伴远端栓塞取栓一例
陕西省人民医院	蒋锋 刘军	2022.4.5	蛟龙舞动，助力再通-左侧大脑中动脉M1分叉处取栓一例
广州市番禺区第二人民医院	巨清	2022.4.8	颅内静脉窦血栓机械取栓一例
宁波市北仑区人民医院	倪华夫、方兴	2022.4.10	急性颈内动脉闭塞患者BADDASS技术取栓一例
首都医科大学附属朝阳医院	刘赫 王宇	2022.4.13	却顾险来径，自在走通桥
国药集团中心医院	黄正标	2022.4.16	基底动脉末端闭塞机械取栓一例
首都医科大学附属朝阳医院	杨洪超	2022.4.19	蛟龙小支架补救大脑后动脉P2异位血栓一例
武汉第二医院	刘美	2022.4.19	左侧大脑中动脉球囊扩张一例
武威市中医医院	赵亚元	2022.4.20	遵循指南标准时间窗内血管内治疗两例
甘肃省中心医院	尹榕 赵彬	2022.4.25	BADDASS取栓技术治疗急性缺血性卒中一例
首都医科大学附属朝阳医院	刘赫 王宇	2022.4.26	复杂右侧大脑中动脉动脉瘤的栓塞术
郑大一附院	曾生 袁永杰	2022.4.29	经桡入路，一例未破裂动脉瘤段动脉瘤的栓塞介入治疗
瓦房店中心医院	许友松 于淼	2022.4.30	狭路相逢勇者胜之急性左侧大脑中动脉闭塞开通术
珠海市人民医院	程光森 刘永康	2022.5.1	见微知著，精微入路：经动脉入路治疗颅内动脉瘤
菏泽市立医院	李文师	2022.5.5	左侧破裂出血大脑中动脉分支部动脉瘤栓塞一例
荆州市第一人民医院	朱少良	2022.5.10	颈内动脉慢性闭塞开通一例
广东省中医院	尤劲松	2022.5.17	银蛇®颅内支持导管助力血流导向装置治疗C7段巨大动脉瘤
连云港市第一人民医院	孙勇	2022.5.17	右侧大脑中动脉M1段狭窄开通一例
随州市中心医院	程伟	2022.6.7	完美成篮，致密填塞—破裂大脑中动脉瘤凤®弹簧圈栓塞治疗
北京市红十字会医院	郭宗培 冀新华	2022.6.24	后循环ICAS病变致基底动脉闭塞急诊取栓

In-depth case studies newsletter:

- H1 published 44 cases (7+ cases / month) ;
- Covered ischemic \ hemorrhagic \ intracranial stenosis topics and products;
- Focus on the popular topics and promote the BADDASS clot-retrieval modality.

Domestic online meetings and panels:

- H1 hosted 27 meetings (4+/month) , covering over 300 physicians;
- Organized online panels with specific themes to promote the BADDASS approach;
- Held customized conferences: a new youth theme meeting for young doctors ; forums on stroke center construction among low-tier hospitals

International webinar sessions:

- H1 held 4 webinars involving foreign KOLs;
- Focus on the popular topics such as BADDASS approach and BGC applications.



Professional Academic Marketing Strategy – Neurovascular Interventional Portfolio (Con'd)

Offline—— High-quality flagship events



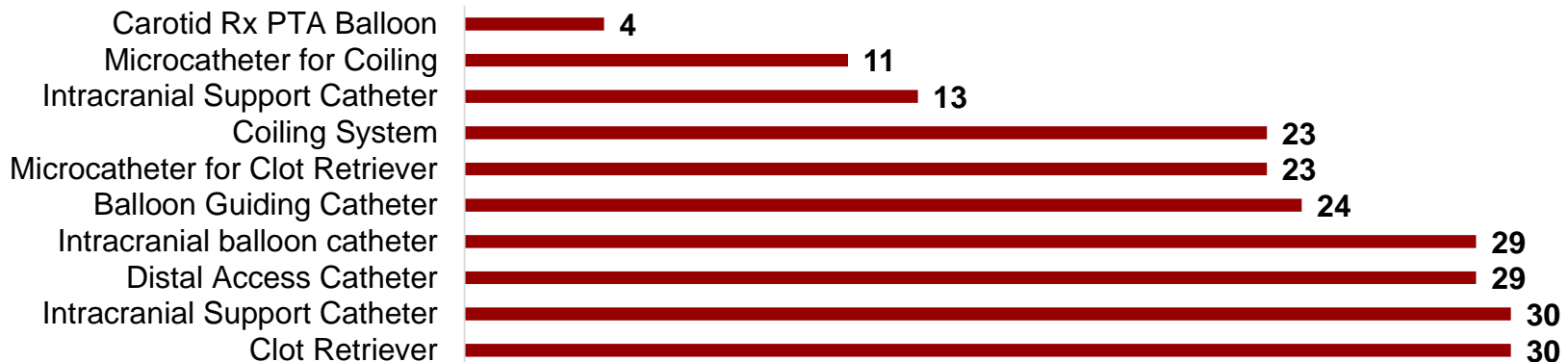
- BADDASS training courses are in full swing:**

In the first half of 2022, we have covered 3 Large Stroke Centers in Zhengzhou, Zhangzhou and Dalian to further promote BADDASS approach and concepts in local high-tier hospitals and communicate to doctors from surrounding lower-tier hospitals, further increasing penetration rates and increase product sales.



Products' Inclusion into the Provincial Procurement Platforms

Numbers of Provincial Procurement Platforms that Products are Included into as of June 30, 2022



Neurovascular – Key Products Expected to be Launched within the Next Three Years



Aspiration Catheter



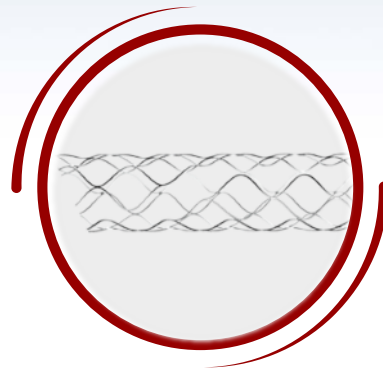
Effects:

- Expected to be used for revascularization in patients with acute ischemic stroke caused by intracranial large vessel occlusion

Advantages:

- More specifications. Able to reach farther and smaller blood vessels, stronger suction effect
- Excellent anti-flat tube design, uneasy to collapse

R&D status: Clinical



Second Generation Clot Retriever Device




Effects:

- Expected to be used for the treatment of removing thrombus blocked in intracranial blood vessels within 8 hours of ischemic stroke to restore blood flow

Advantages:

- Whole body imaging, easier to confirm the position
- Pushing the guidewire and stepping on the wire: reminding the doctor the position of stent, which is safer

R&D status: Registration application submitted



Flow Diverter



Effects:

- Expected to be used for the treatment of wide-necked or small unruptured intracranial aneurysms

Advantages:

- Every wire is wrapped with imaging wires, which enables the physician to accurately position and deploy the stent at the site of aneurysm
- The distal end is close-loop using loop-weaving technologies which can reduce the irritation and damage to the blood vessels upon release
- Both ends of are specially designed to be slightly wider, ensuring full adherence to the vessel wall to support the embolization process

R&D status: Patient enrollment completed for both indications



Products Update - Peripheral-vascular Interventional Portfolio



Diseases	Arterial	Venous	Hemodialysis Access	
<p>Key Products</p>	<ul style="list-style-type: none"> • UltraFree® Drug Coated PTA Balloon Catheter/ Launched • Second Generation UltraFree® Drug Coated PTA Balloon Catheter / 2022 • PTA Balloon Catheter / Launched • Second Generation PTA Balloon Catheter/ 2022 • Peripheral Drug-Eluting Stent System / 2025 • Endovascular Snare / Launched • PTA Scoring Balloon Catheter / 2024 • Multi-spot Stent System / 2024 • Drug Coated PTA Balloon Catheter-BTK / 2024 • IVL System / 2025 	<ul style="list-style-type: none"> • Snare Retrieval Kit for IVC Filter / Launched • Endovascular RFA Catheter / Approved by NMPA in August 2022 • Radiofrequency Generator / 2023 • PTA Balloon Catheter Large Diameter / Approved by NMPA in April 2022 • Infusion Catheter / 2023 • Peripheral Venous Stent System / 2023 • Varicose Vein Closure System / 2024 • Peripheral Thrombectomy System / 2024 • Retrievable Inferior Vena Cava Filter/ 2022 • Mechanical Thrombectomy Device / 2025 	<ul style="list-style-type: none"> • High Pressure PTA Balloon Catheter / Launched • Second Generation High Pressure PTA Balloon Catheter / 2022 • Drug Coated PTA Balloon Catheter-AV Fistula / 2024 	
Diseases	Aortic Intervention	Peripheral Embolization Intervention	Radiological Intervention	Vascular Closure
<p>Key Products</p>	<ul style="list-style-type: none"> • Thoracic Aorta Stent Graft System / 2025 	<ul style="list-style-type: none"> • Peripheral Detachable Embolization Coils / 2024 	<ul style="list-style-type: none"> • TIPS Access Set / 2023 • TIPS Endoprosthesis / 2024 	<ul style="list-style-type: none"> • Suture-mediated Closure System / 2023 • Vascular Closure System / 2024



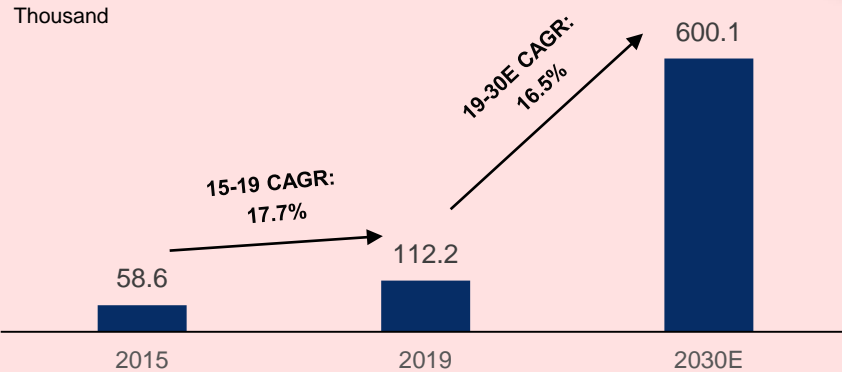
Peripheral Vascular Intervention Medical Devices Market Overview



Peripheral Arterial Disease Intervention Market Overview (1)



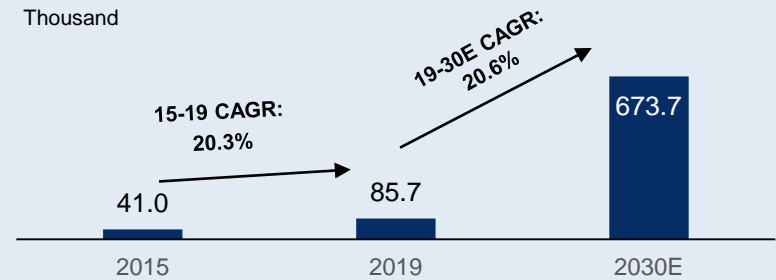
Historical and Forecasted Volume of Peripheral Artery Intervention Procedures in China, 2015-2030E



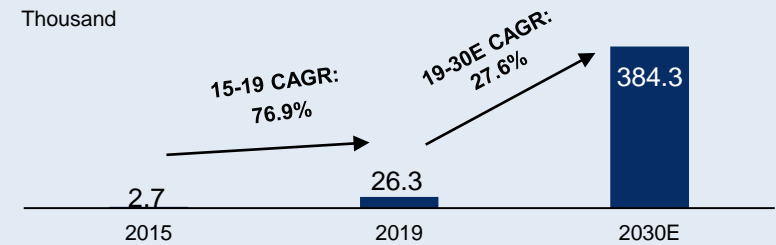
Peripheral Venous Disease Intervention Market Overview (1)



Historical and Forecasted Volume of IVCF Intervention Procedures in China, 2015-2030E



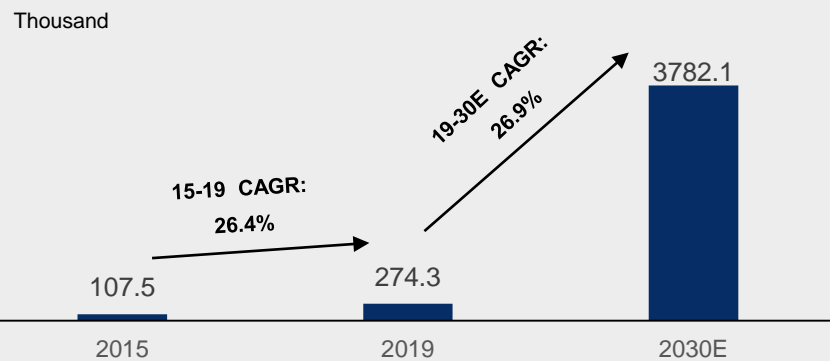
Historical and Forecasted Volume of RFA Procedures for the Treatment of Varicose Vein in China, 2015-2030E



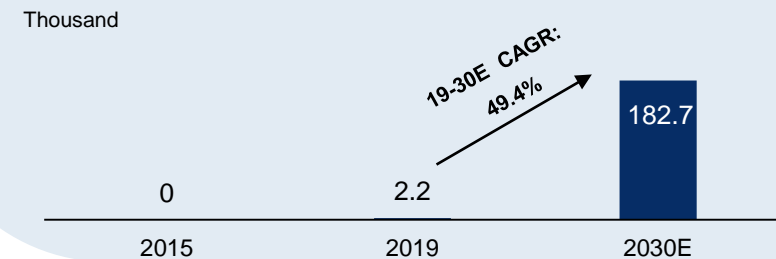
Vascular Closure Devices Market Overview (1)



Historical and Forecasted Market Size of Vascular Closure Devices in China, 2015-2030E



Historical and Forecasted Volume of Iliac Vein Stent Intervention Procedures in China, 2015-2030E



Notes

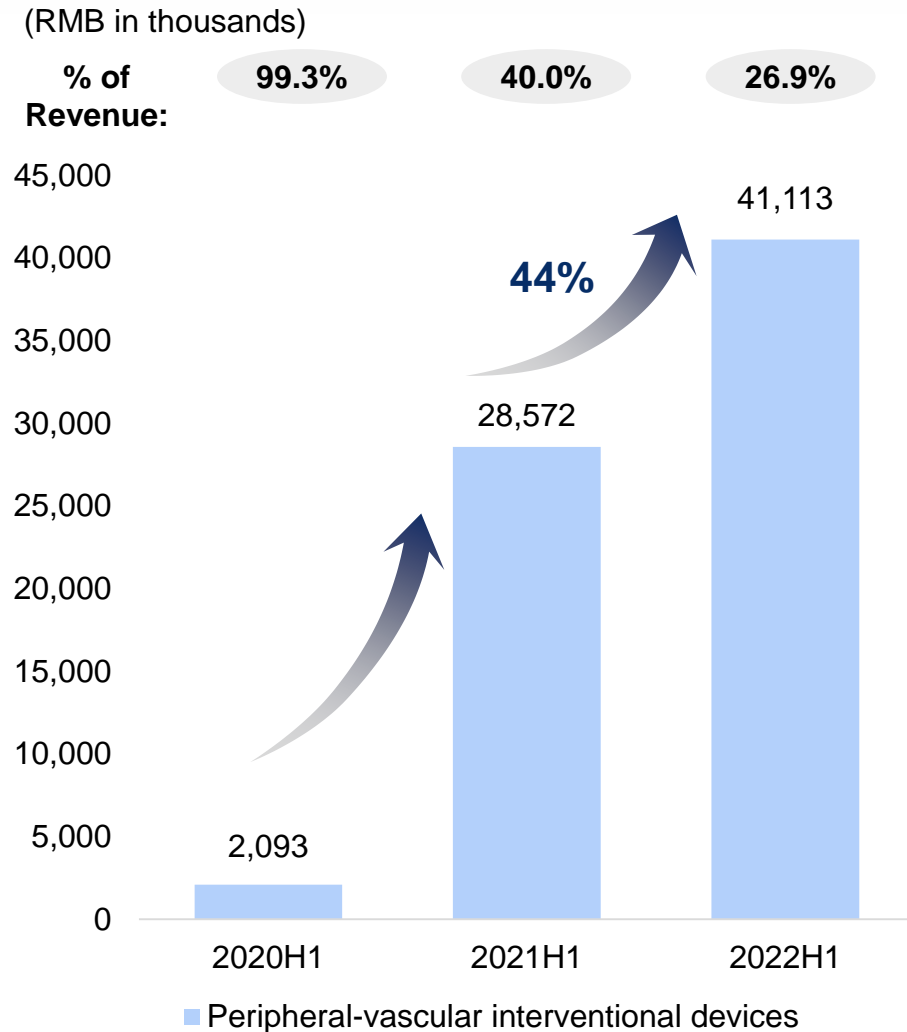
1. Source: NBSC, NHFPC, Frost & Sullivan Analytics



Peripheral-vascular - Steady Revenue Growth



Revenue of Peripheral-vascular Products



Top Products by Sales



Drug Coated PTA Balloon Catheter



High Pressure PTA Balloon Catheter



PTA Balloon Catheter



Snare Retrieval Kit for IVC Filter



Professional Academic Marketing Strategy – Peripheral Vascular Interventional Portfolio

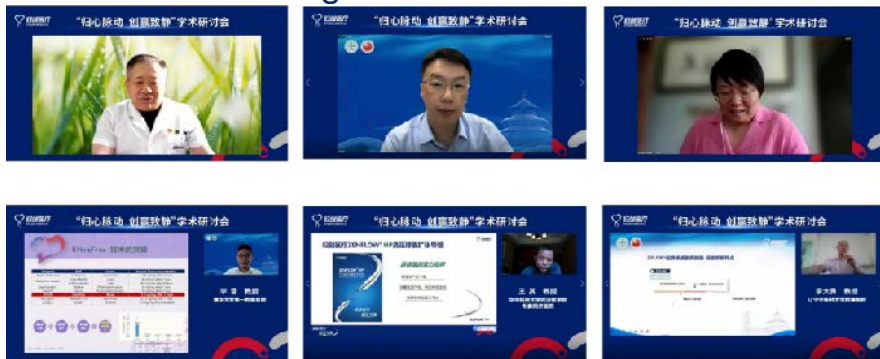


Active Participation in Professional Academic Conferences

「Tan'Suo Kai'Tuo(探索•开拓)」 Zylox –Tonbridge @ The 7th Vascular Innovation Conference



「归心脉动，创赢致静」 Zylox –Tonbridge @ The 4th Annual Academic Conference of the Vascular Surgeon Branch of the CMDA



Zylox Institute Widely Serve Healthcare Professionals



Zylox Institute 「Yuan'Xing(远行)」 series activities

Products' Inclusion into the Provincial Procurement Platforms

Numbers of Provincial Procurement Platforms that Products are Included into as of June 30, 2022

Endovascular Snare	17
Snare Retrieval Kit for IVC Filter	28
PTA Balloon Catheter	28
High Pressure PTA Balloon Catheter	29
UltraFree® Drug Coated PTA Balloon Catheter	30
PTA Balloon Catheter	30
PTA Balloon Catheter Large Diameter	30




Peripheral – Key Products Expected to be Launched within the next three years

Peripheral Venous Stent System



Technical Features



Novel oblique distal end design: greatly reduce interference with contralateral blood flow, avoiding the contralateral thrombosis

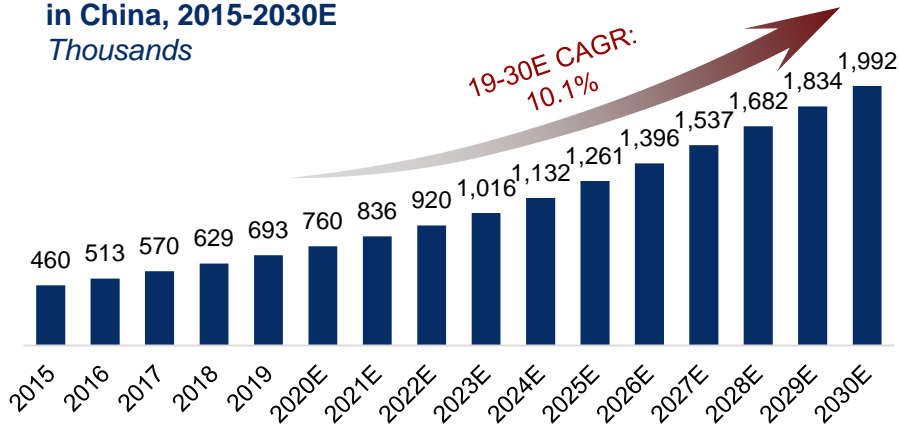
Tapered stent design: achieve gradual diameters to conform to the ilio-femoral vein anatomy

Clinical study updates

- ✓ Patient enrollment completed in **10 months** for the PEVENSEY study
- ✓ Lumen patency rate patients who completed 12-month follow-up is **100%**
- ✓ Registration submission planned for early 2022Q4, **~6 months ahead of schedule**, and expected to receive NMPA approval in 2023

Market Opportunities⁽¹⁾

Number of IVCS (Iliac vein compression syndrome) patients in China, 2015-2030E
Thousands



Notes
1. Source: NBSC, NHFPC, Frost & Sullivan Analytics

Competitive Advantages



World's leading and unique three-segment construction stent, achieving accurate IVCS treatment



World class stent crating, optimizing surface structure and stent function



World's first controlled-release delivery system, effectively assisting clinical surgeries



Peripheral – Key Products Expected to be Launched within the next three years



Suture-mediated Closure System

Product Structure

Suture-mediated closure device



Suture trimmer



Closure of arterial access site of a size from 5F to 21F in interventional catheter procedures



- Obtained approval from the PI hospital of a multi-center, randomized and non-inferiority clinical trial in China to investigate the efficacy and safety
- **Patient enrollment expected to complete in 2021**

Competitive Advantages



The first domestic company to develop suture-based vascular closure device (VCD)



The introduction of VCDs has a tremendous impact on vascular surgery and has made the percutaneous approach to vascular interventions **much more appealing to the public**

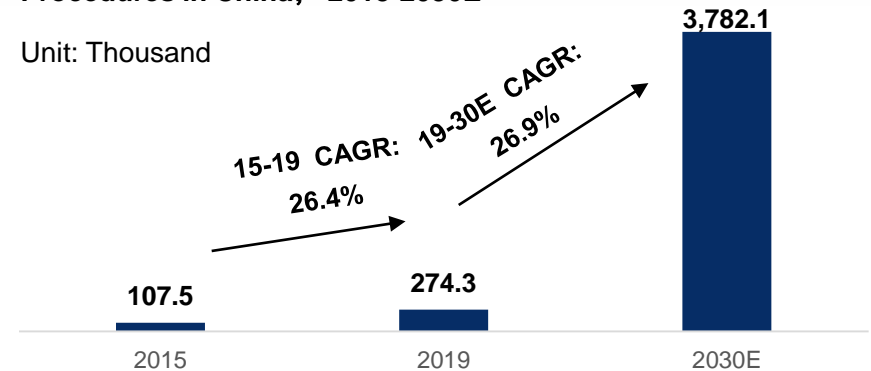


Suture-based closure device is used for incision size over 8F for TAA, AAA, transcatheter aortic valve replacement (TAVR) and transcatheter mitral valve replacement (TMVR) procedures

Industry Overview⁽¹⁾

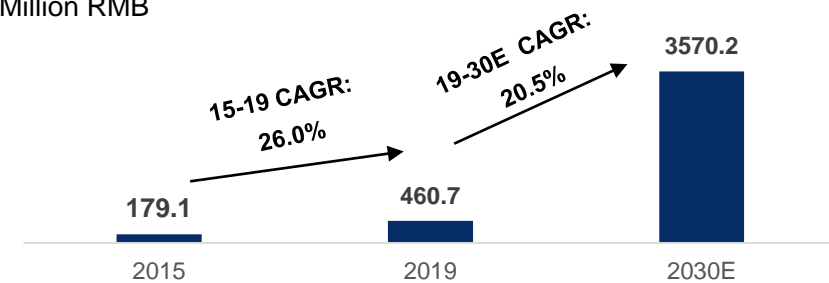
Historical and Forecasted Volume of Vascular Closure Procedures in China, 2015-2030E

Unit: Thousand



Historical and Forecasted Market Size of Vascular Closure Devices in China, 2015-2030E

Million RMB




Key winning factors

- The market is now dominated by international players
- Great growth potential as a result of domestic substitution

Notes

1. Source: NBSC, NHFPC, Frost & Sullivan Analytics





SECTION 3

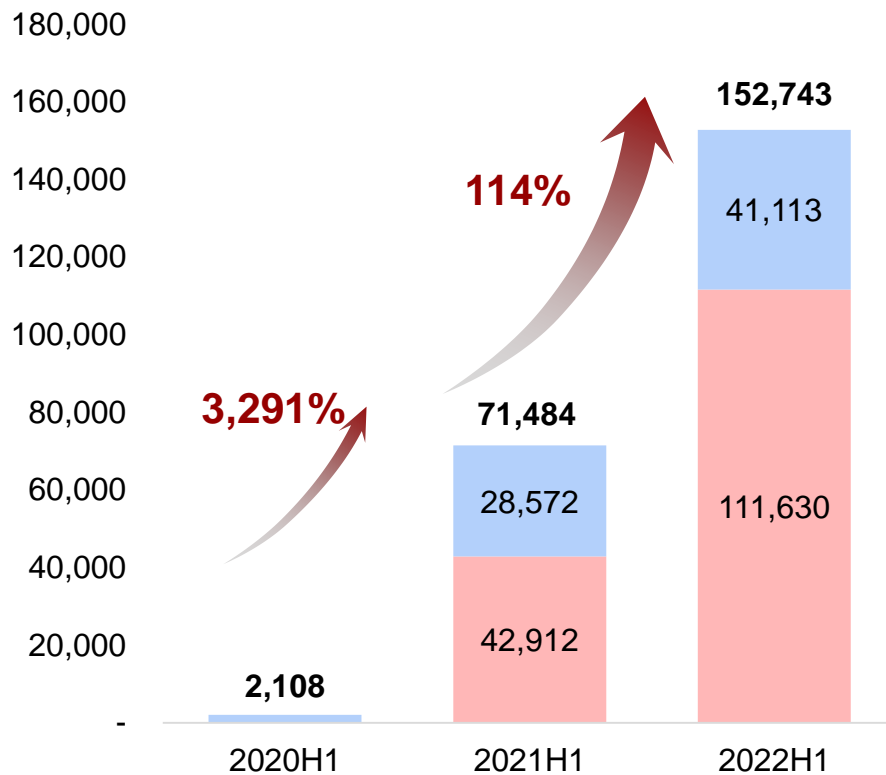


Financial Highlights

Rapid Growth Driven by Successful R&D and Commercialization

Rapid Revenue Growth in 2022 H1

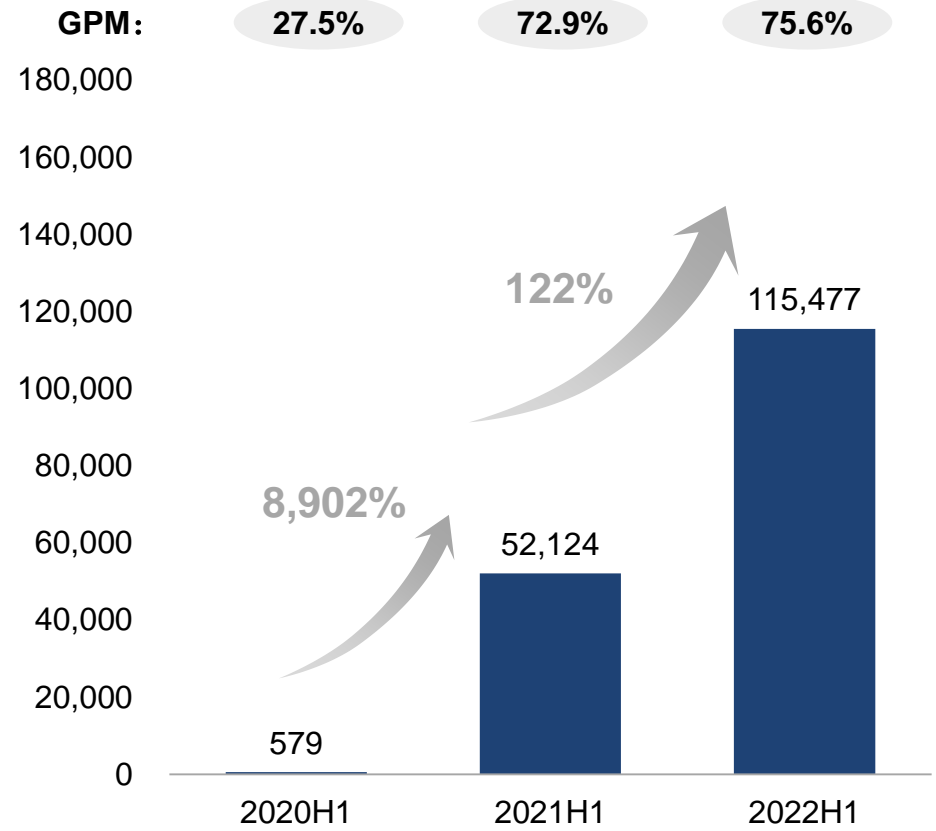
(RMB in thousands)



- Peripheral-vascular interventional devices
- Neurovascular interventional devices

GPM Improves with Sales Optimization and Scale Effect

(RMB in thousands)



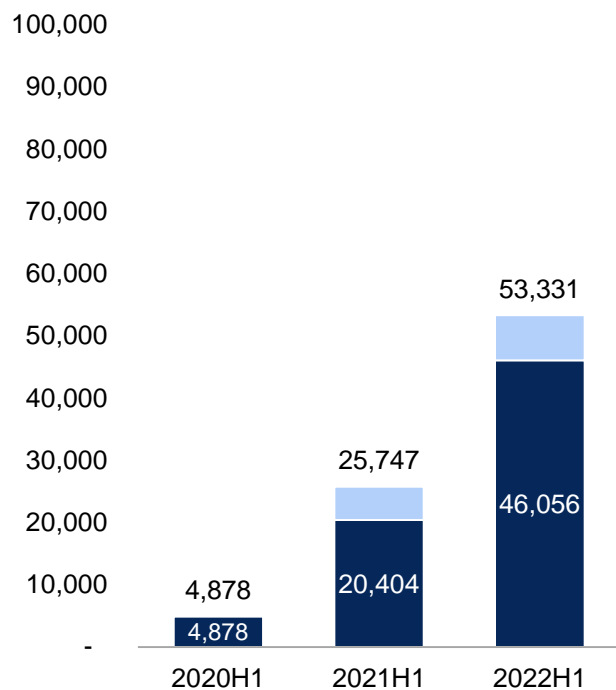
- Gross Profit

Increasing Operating Expenses Level in Line with Development

Selling and Distribution Expenses

(RMB in thousands)

% of Revenue⁽¹⁾ **231%** **29%** **30%**

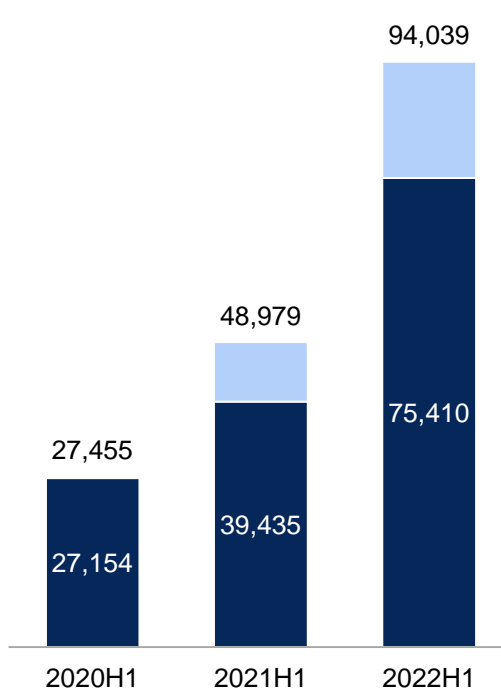


■ Selling and distribution expenses net of SBC
■ SBC

R&D Expenses

(RMB in thousands)

1,288% **55%** **49%**

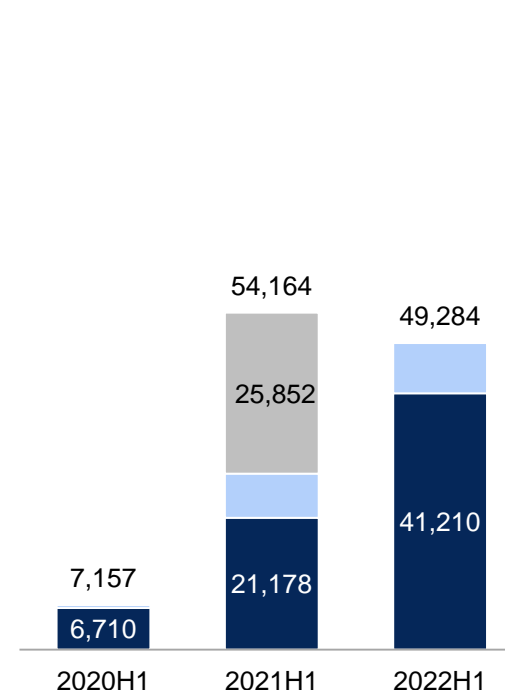


■ R&D expenses net of SBC
■ SBC

Administrative Expenses

(RMB in thousands)

318% **30%** **27%**



■ Administrative expenses net of SBC
■ SBC
■ Listing expenses

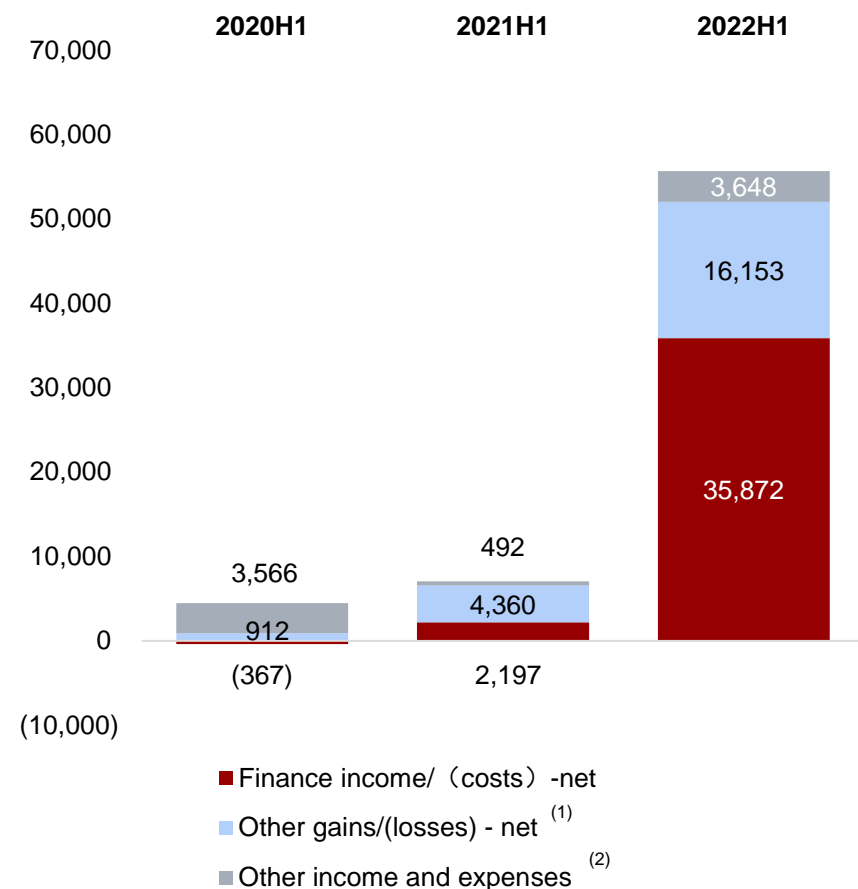
Notes:

1. Excluding SBC and listing expenses

Sufficient Cash and Efficient Operations to Support Rapid Growth in the Coming Years

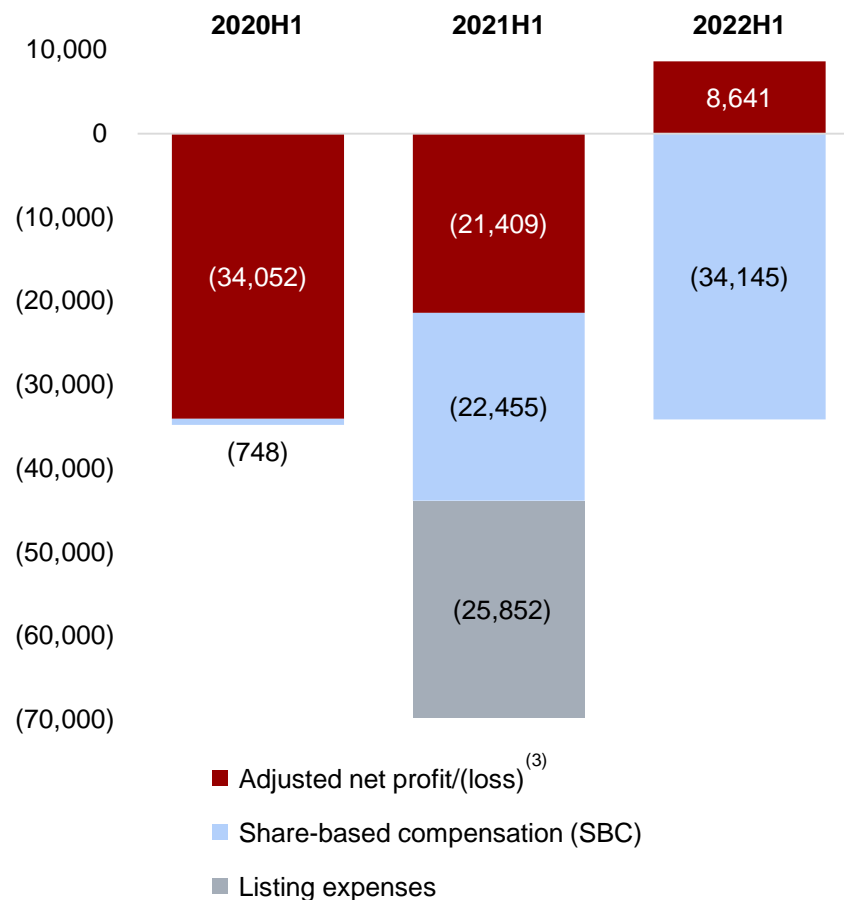
Other Non-operating Income and Expenses

(RMB in thousands)



Adjusted Net Profit / (Loss)

(RMB in thousands)



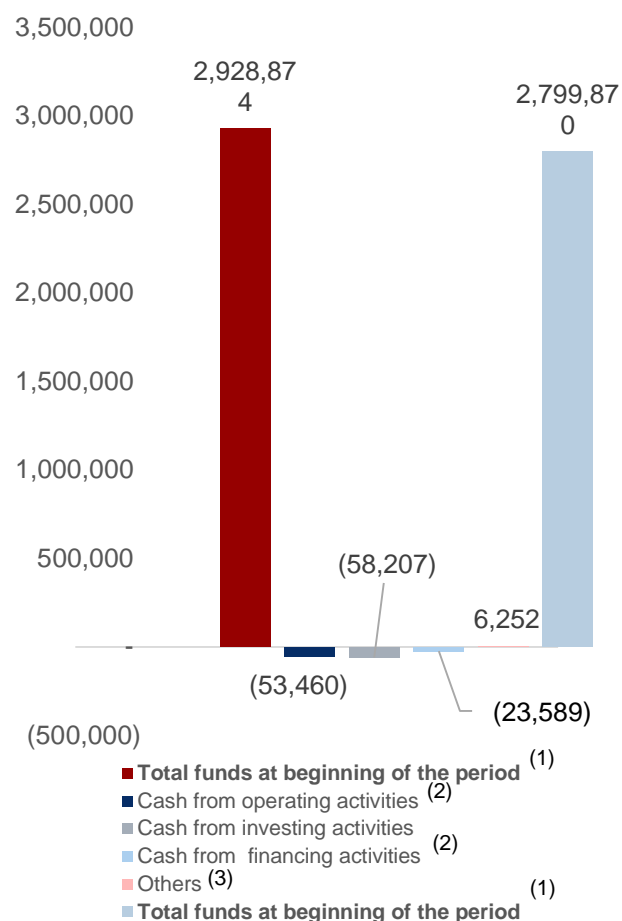
Notes:

1. Other gains/ (losses) –net referring to exchange gains and Net gains of financial assets at fair value through gains and losses
2. Other income and expenses referring to Government grants, income and expenses of leasing
3. Excludes SBC and listing expenses. We consider SBC and listing fees as non-operating or one-time expenses that do not affect ongoing operating performance. We believe that by excluding the potential impact of SBC and listing expenses, the adjusted net loss provides investors with useful information to assist in comparing operating results across periods

Sufficient Cash and Efficient Operations to Support Rapid Growth in the Coming Years

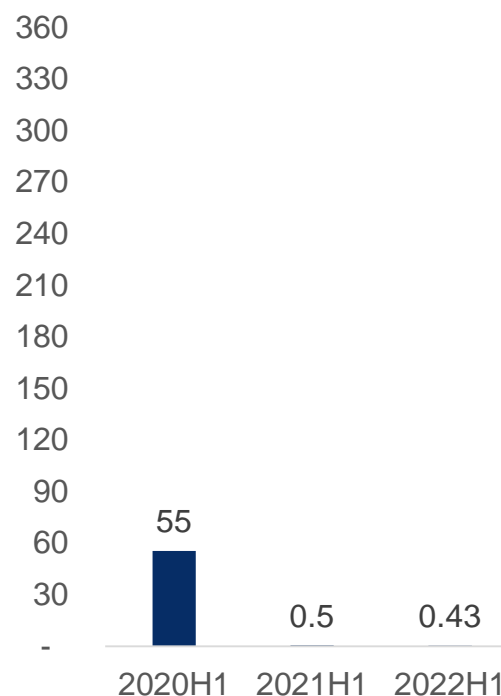
2022 H1 Cash Movement

(RMB in thousands)



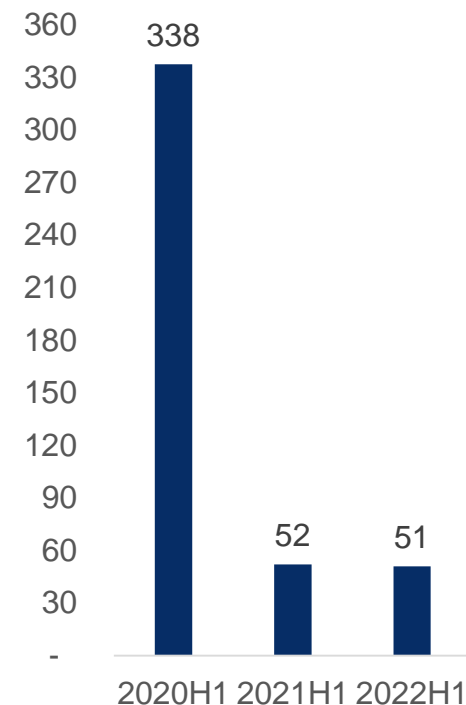
Accounts Receivable Turnover

(Turnover Days)



Accounts Payable Turnover

(Turnover Days)



Notes:

1. Total funds at the beginning and end of the period include cash and cash equivalents, term deposits, and financial assets at fair value through profit or loss.
2. We reverse cash flows from financing activities by the amount of principal and interest related to lease payments, and increase the operating cash flows by the same amount.
3. Others referring to exchange gains on cash and cash equivalents



SECTION 4

Summary



Summary

1

The Most Comprehensive Product Portfolio in China

- Provide full suite solutions for doctors and patients
- Diversified product portfolio to reduce product revenue concentration
- Attract high-quality dealers and enhance competitive advantage



2

Strong In-house R&D Capabilities

- Dedicated to innovative and efficient product development
- Attract R&D personnel and partners
- Independent IP laying a solid foundation for promoting overseas markets
- Provide the foundation to extend to other minimally invasive interventional fields



3

Leading R&D And Manufacturing Proprietary Technology Platform

- Promoting technological breakthroughs to ensure premium quality
- Effectively improve production efficiency and control costs
- Provide cost advantage of mass production for centralized procurement



4


Efficient Commercialization Capabilities With Increasingly Sophisticated Distribution Network and KOL

- Efficient market access for the ever-growing product pipeline
- Innovate products with the advantages of the collaboration of doctors and industry



Become China's Leading Minimally Invasive Medical Device Platform

Thank You!



归创通桥
ZYLOX-TONBRIDGE

Appendix

Please refer to the 2022 Interim Results Announcement for further information

[Click to download the 2022 Interim Results Announcement](#)



归创通桥
ZYLOX-TONBRIDGE

Interim Condensed Consolidated Statement of Comprehensive Loss

RMB'000 (unaudited)	Year ended December 31,				Six months ended June 30,			
	2020	% of Revenue	2021	% of Revenue	2021	% of Revenue	2022	% of Revenue
Revenue	27,631	100%	177,912	100%	71,484	100%	152,743	100%
Cost of sales	(11,344)	-41%	(46,031)	-26%	(19,360)	-27%	(37,266)	-24%
Gross profit	16,287	59%	131,881	74%	52,124	73%	115,477	76%
Selling and distribution expenses	(20,453)	-74%	(95,269)	-54%	(25,747)	-36%	(53,331)	-35%
Administrative expenses	(30,992)	-112%	(100,599)	-57%	(54,164)	-76%	(49,284)	-32%
Research and development expenses	(72,065)	-261%	(168,100)	-94%	(48,979)	-69%	(94,039)	-62%
Other income	9,997	36%	15,286	9%	764	1%	4,051	3%
Other expenses	(257)	-1%	(712)	0%	(272)	0%	(413)	0%
Other gains – net	(2,679)	-10%	5,058	3%	4,360	6%	16,153	11%
Net impairment losses on financial assets	–		(21)		–		10	
Operating loss	(100,162)	-362%	(212,476)	-119%	(71,914)	-101%	(61,376)	-40%
Finance income	360	1%	13,094	7%	2,290	3%	36,304	24%
Finance costs	(666)	-2%	(307)	0%	(93)	0%	(432)	0%
Finance income – net	(306)	-1%	12,787	7%	2,197	3%	35,872	23%
Loss before income tax	(100,468)	-364%	(199,689)	-112%	(69,717)	-98%	(25,504)	-17%
Income tax expense	–		–		–		–	
Loss for the period	(100,468)	-364%	(199,689)	-112%	(69,717)	-98%	(25,504)	-17%
Loss attributable to equity holders of the Company	(100,468)	-364%	(199,689)	-112%	(69,717)	-98%	(25,504)	-17%

Interim Condensed Consolidated Balance Sheet

RMB'000	As at	
	December 31, 2021	June 30, 2022
Non-current assets		
Property, plant and equipment	178,270	211,549
Right-of-use assets	34,115	35,996
Intangible assets	4,889	4,041
Prepayments	6,804	25,997
Total non-current assets	224,078	277,583
Current assets		
Inventories	57,272	80,486
Prepayments, other receivables and other current assets	37,616	76,967
Trade receivables	46	277
Financial assets at fair value through profit or loss	10,515	142,784
Term deposit	1,500,000	1,600,000
Cash and cash equivalents	1,418,359	1,057,086
Total current assets	3,024,208	2,957,600
Total assets	3,248,286	3,235,183
Non-current liabilities		
Borrowings	–	–
Lease liabilities	6,509	6,537
Total non-current liabilities	6,509	6,537
Current liabilities		
Trade and other payables	86,307	83,056
Contract liabilities	3,420	1,348
Borrowings	–	–
Lease liabilities	2,896	4,744
Other current liabilities	4,480	8,902
Total current liabilities	97,103	98,050
Total liabilities	103,612	104,587
Equity attributable to equity holders of the Company		
Share capital	332,401	332,401
Share Premium	2,270,033	2,270,033
Other reserves	841,007	875,152
Treasury share	(9,149)	(31,868)
Accumulated losses	(289,618)	(315,122)
Total equity	3,144,674	3,130,596
Total equity and liabilities	3,248,286	3,235,183